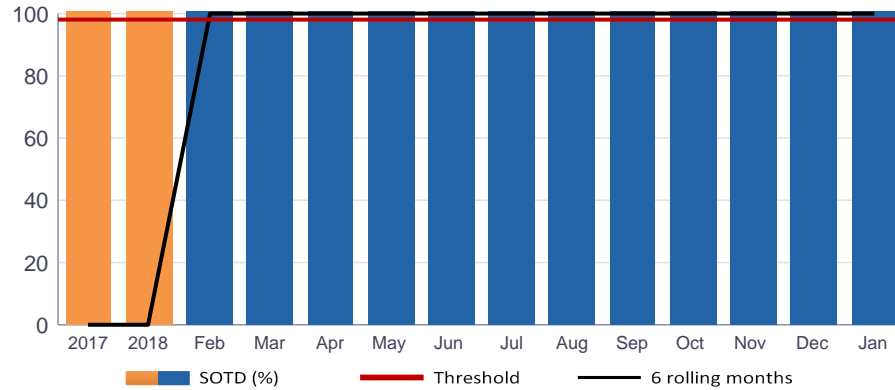


# SUPPLIER PERFORMANCE METRICS

## Supplier On Time Delivery (%)

Minimum Zodiac Aerospace Threshold > 98%

100.00% ●



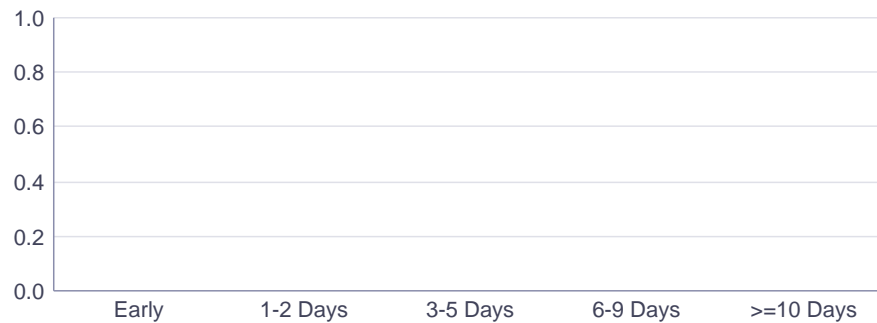
Month Year	PO line due	PO line on time	PO line early	PO line late not delivered	PO line late delivered	SOTD (%)
2019-Jan	5	5	0	0	0	100.00
Last 6 months	21	21	0	0	0	100.00
Last 12 months	35	35	0	0	0	100.00

## Very Late Delivery (Last 6 months)

Nb PO lines with delay >= 10 days - Zodiac Aerospace Threshold=0

0 ●

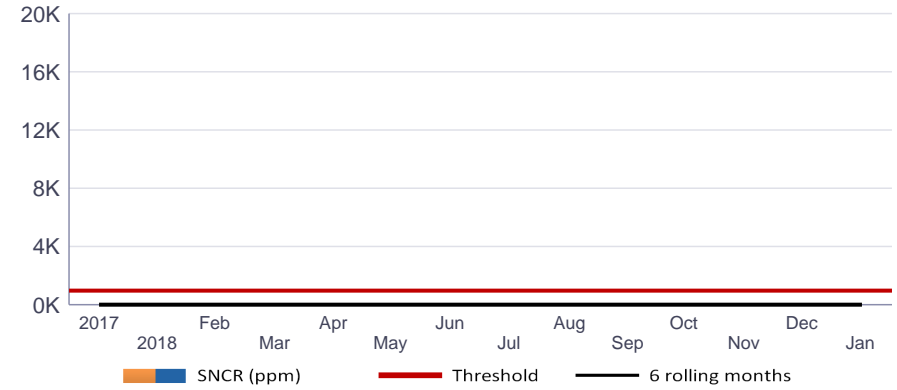
Early and late deliveries breakdown



## Supplier Non Conforming Rate (ppm)


Maximum Zodiac Aerospace Threshold < 1000ppm

0ppm ●



Month Year	Qty received	Qty Non Conform	SNCR (ppm)	PO line received	PO line Non Conform	SNCR (% PO line NC)
2019-Jan	59	0	0	6	0	0.00
Last 6 months	294	0	0	20	0	0.00
Last 12 months	544	0	0	35	0	0.00

## Claims Reactivity



■ Claims closed 30 days or less   
 ■ Claims closed more than 30 days  
■ Claims in progress 30 days or less   
 ■ Claims in progress more than 30 days

This document is property of Zodiac Aerospace. It may not be used, reproduced or transmitted without their approval.